

All Rights Reserved

Materials and specifications are subject to change without notice.
Featured machines in photos may include additional equipment. See your XCMG dealer for available options.



XCMG European Sales and Services GmbH
Add: Europark Fichtenhain B 4,47807 Krefeld, Deutschland
Tel: +49 (0) 2151 8209 351
Fax: +49 (0) 21 51-82 09-499
E-mail: Europe@xcmg.com

XUZHOU CONSTRUCTION MACHINERY GROUP IMP. & EXP. CO., LTD
Add: No.1, Tuolanshan Road, Xuzhou Economic Developing Zone, Jiangsu, China 221004
Tel: +86 (0)516 8773 9228
Fax: +86 (0) 516 8773 9230
E-mail: Europe@xcmg.com

www.xcmg.com



Hydraulic Excavators
XE20E



Rated Power: 11.8 kW
Operating Weight: 2,050 kg
Standard Bucket Capacity: 0.04 m³





INTRODUCTION OF XCMG

Founded in 1943, XCMG is a multinational corporation with the most comprehensive range of competitive, influential products in the construction machinery industry. Our business covers eight key areas: construction machinery, heavy trucks, mining machinery, sanitation machinery, machinery components, construction, finance, and ICT industry.

XCMG has established a global R&D network consisting of a total of six centers respectively based in China, the US, Germany, Brazil and India, with the China national technology center at its core. In addition to a number of manufacturing bases in China, the US, Germany, the Netherlands, Poland, Austria, Brazil, India, and Uzbekistan, we possess two self-owned machine brands (XCMG, Schwing), and several component brands like FT and AMCA. Thanks to the strength of this global R&D network and the manufacturing operations, XCMG leads the world in the construction equipment manufacturing.

For more than 30 years, XCMG has been developing international market as the No. 1 exporter in China's construction machinery industry. Today, we boast 42 branches and offices, 315 distributors, and 526 contractors in 188 countries and regions, with more to come.

XCMG IN EUROPE

Since its founding in 2012, XCMG has been making efforts to gradually establish a complete network including R&D department, local distribution, supply chain management, and an integrated customer services and training center. Nowadays, with 4 branches, XCMG has 178 multinational employees in Europe, of which more than 50% are R&D engineers:

ERC: XCMG European Research Center GmbH **EPC: XCMG European Purchasing Center GmbH**
ESS: XCMG European Sales and Services GmbH

Our local professional R&D team and cutting-edge innovation platform guarantee that our products are crafted to the smallest details to meet the diverse needs of European customers.





XCMG XE20E can deliver substantial benefits on a wide variety of projects, especially in tight corners that demand precision control and state-of-the-art performance. The XE20E features the following highlights: economy, retractable undercarriage, efficiency and versatility, comfortability and Easy access for maintenance.

► Economy

The XE20E is equipped with imported Kubota engine, which meets the Euro V emission standard, economic and highly reliable; it has strong green power and excellent performances.

Retractable undercarriage

With the standard hydraulic retractable undercarriage, it can easily pass through narrow doorways or gates. The undercarriage guarantees the operator better stability together with improved lifting and loading performance.



Efficiency and versatility

The working mechanism can deflect to the left and right by 75 and 60 degrees respectively, which enables it to make compound slewing operations with upper structure, so that the machine can excavate ground while standing parallel to the wall. AUX1 plus AUX2 line as standard can meet the needs of diversified attachments. Besides, the left and right electric proportional joysticks can bring more comfortable operating experience

COMFORTABILITY

To ensure operator comfort, we offer a spacious cab with heating function and fresh-air conditioner system to provide more comfortable operating conditions. This machine is designed in an operator friendly manner – providing optimal ergonomics for operators of all sizes. Access to the seat is convenient thanks to the large entry.



Operation Comfort

► Large Operator Room with Ergonomic Control Layout





Easy Access for Maintenance

► Easy Service Access

The XE20E was developed with particular attention to ease of service access. With a single access point for the daily maintenance of all main components, engine and other vital components can be inspected quickly and easily.



- ① Water separator
- ② Air filter
- ③ Star motor
- ④ DC generator
- ⑤ Coolant

The XE20E is designed for lower maintenance costs with longer service intervals– resulting in more machine availability on-site. Moreover, skilled XCMG-trained technicians are available to provide extra support when needed.



Technical Specifications

■ Engine

XE20E	
Model	Kubota/D902/EU Stage V
Number of cylinders	Diesel/Liquid, forced circulation
Rated power at 2300 rpm	3
Bore × stroke	898 cm³
Power output	11.8 kW (15.8 hp) /2300 rpm (ISO 14396)
Max. torque	51.3 Nm/1800 rpm
Piston displacement	72 mm×73.6 mm
Alternator	12 V/40 A
Air filter	

■ Undercarriage

Retractable undercarriage. The heavy-duty crawler chassis is very resilient with its fully welded, stress-free structure. Long service life is ensured by the use of first-class materials: hydraulic chain adjusters with shock-absorbing return springs, lifetime-lubricated track rollers and idlers.

• Number of rollers and track shoes

XE20E	
Track rollers (per side)	3
Track shoes	Rubber
Shoe width	230mm
Overall track length	1564mm

■ Environment

Noise levels comply with environmental regulations (dynamic values).

XE20E	
Noise level LwA (ISO 6395)	93db

■ Swing mechanism

• Swing system

XE20E	
Boom swing, left	75°
Boom swing, right	60°
Slew rate	8r/min

■ Drive

• Speed & traction

XE20E	
Digging force, standard arm (ISO 6015)	8KN
Digging force, bucket (ISO 6015)	16KN

■ Digging forces(ISO6015)

XE20E	
Travel speed (low - high)	2.2- 3.1km/h
Maximum traction	14KN
Maximum gradeability	30°

■ Hydraulic system

The key hydraulic parts that adopt the latest technological achievements have lower energy consumption, quicker response, more precise control, smaller impact; maintain stronger digging capacity; and show excellent working efficiency. The power of the engine and the hydraulic system are perfectly matched to ensure the best fuel economy, improved fuel utilization and reduced operating cost. The new hydraulic system provides sufficient oil flow for each working mechanism to gain higher working efficiency.

• Pump flow and system pressure

XE20E	
Main pumps, type:	Load-sensing axial-piston pump with variable displacement
Rated flow of main pump:	64.4 l/min
Working pressure	25.3Mpa
Travel system pressure	21Mpa
Swing system pressure	11Mpa
Pilot system pressure	3.5Mpa

■ Fluid capacities

XE20E	
Hydraulic capacity	20L
Fuel tank capacity	25L
Engine oil capacity	3.8L
Hydraulic system	16L
Cooling system	4L

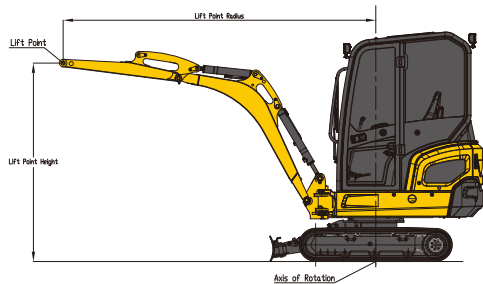
■ Weight

XE20E	
Operating weight with cab	1975kg
Ground pressure with rubber tracks	28Kpa
Transport mass (no attachments)	1935kg
Weight of rubber tracks	106kg

XE20E

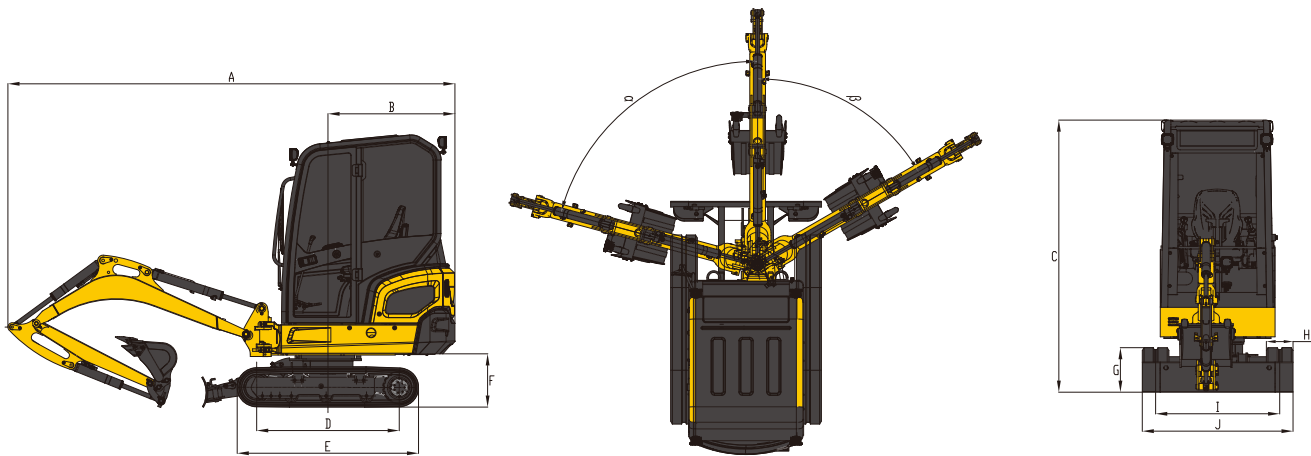
■ Canopy • standard arm(1190mm) • extended undercarriage • without bucket

Lift Point Height	Over front				Over side or 360°				Max Radius(mm)
	Lift At Max Radius(Kg)	1.0 m	2.0 m	3.0 m	Lift At Max Radius(kg)	1.0 m	2.0 m	3.0 m	
3m	*314.1				*314.1				2,300
2m	*350.3			*341.1	*350.3			*341.1	3,214
1m	*340.6		*562.3	*394.9	*340.6		*562.3	*394.9	3,514
0m	*328.4		743.9	*420.4	*328.4		744.8	*420.4	3,495
-1m	*323.4	*1043.3	*621.3	*337.4	*323.4	*1,043.3	*621.3	*337.4	3,057
-2m	*537				*537				1,832



Over front
Over side or 360°

- 1.The lifting capacity is based on the ISO10567 standard.
- 2.* = The maximum lifting capacity is limited by the hydraulic capacity of the machine.
- 3.The lifting capacity does not exceed 87% of the hydraulic capacity or 75% of the tipping load when the machine stands on level and firm ground.
- 4.The operator should be familiar with the machine operation and maintenance manuals. Local regulations concerning the safe operation of machinery must be followed at all times.
- 5.The lift diagrams only covers machines that are originally built by XCMG; without lifting chains and any other lifting equipment.
- 6.When the excavator is used to lift or handle materials, local regulations must be observed.



■ Dimensions

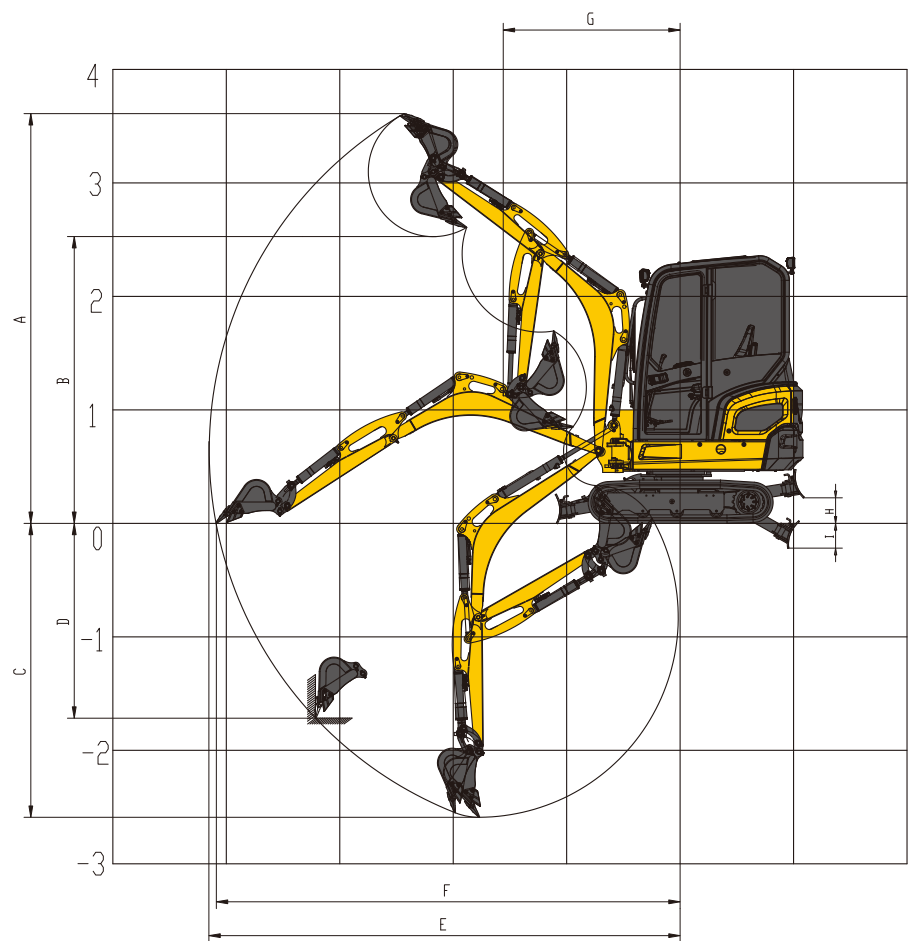
		XE20E
A	Overall Length- mm	3860
B	Minimum Tail Swing Radius- mm	1100
C	Overall Height - mm	2350
D	Crawler base - mm	1230
E	Track length - mm	1564
F	Counterweight Clearance - mm	465
G	Track height - mm	346
H	Track Shoe Width - mm	230
I	Track Gauge - mm	1070/760
J	Overall Width – mm	1300/990
K	Dozer Blade height-mm	250
α	Maximum boom swing angle to the left - °	75
β	Maximum boom swing angle to the right - °	60

■ Digging forces (ISO)

Digging force, standard arm (ISO6015)	8KN
Digging force, bucket (ISO6015)	16KN



Working Range



Working range

XE20E		One-piece boom	
Boom length - mm		1810	
Arm length - mm		1190	
Bucket capacity - m³		0.04	
A	Max. digging height- mm	3620	
B	Max. Dumping Height - mm	2560	
C	Max. digging depth - mm	2580	
D	Max. Vertical Wall Digging Depth- mm	2140	
E	Max. Digging Radius - mm	4120	
F	Max. digging reach at ground level- long arm - mm	4070	
G	Min. Swing Radius- mm	1520	
H	Max. Dozer Lifting Height - mm	230	
I	Max. Dozer Cutting Depth- mm	230	



Standard and Optional Equipment

Engine

air cleaner	●
[Equipped with air filter clogging indicator]	●
Dual element air filter	●
Cylinder engine oil filter	●
Cylinder fuel main filter	●
Radiator auxiliary water tank	●
Oil-water separator	●
Alternator	●

Hydraulic System

Control valve with LS relief valve	●
Pilot filter	●
Suction filter	●
Accumulator	●
Hydraulic oil ISO VG 46	●
Hydraulic oil ISO VG 32	○
Hydraulic oil ISO VG 68	○
End of machine tool pipeline shut off valve	●
Mechanical quick coupler	●
electric proportional joystick	●
Two-way hydraulic line	●
Single bidirectional switching hydraulic pipeline	●

Cab & Interior

AM-FM radio with digital display	○
DAB bluetooth digital radio	○
Control box	●
All-weather sound-proof steel cab	●
Cup holder	●
Two stereo speakers	●
Engine key switch	●
Escape hammer	●
Fire extinguisher bracket	●
Washable floor mat	●
Footrest	●
Mechanical suspension seat	●
Openable front upper windshield	●
Removable front lower windshield	●
Tempered glass sliding doors and windows	●
Intermittent windshield wiper	●
retractable seat belt	○
Left and right electric proportional joysticks	●
Drive control pedal with detachable manual joystick	●
Windshield wiper with intermittent feature	●
Coat hook	●
Cigarette lighter/backup power supply	●
Cab interior lighting	●
rearview mirror	●
LCD monitor	●

Undercarriage

Track tensioning mechanism	●
Underframe traction ring	●
Retractable chassis	●
Transport tie-down hole 2*2	●
230mm rubber track	●
Bottom sealing plate of chassis	●
Travel motor sealing plate	●
dozer blade	●
3 track rollers on each side	●
Rubber track	●

Working mechanism

Boom 1.81m	●
Arm 1.19m	●

Electronic system

Battery [1 × 45AH]	●
12V cigarette lighter	●
12V power interface	●
Engine cooling water temperature display	●
Fuel level display	●
Engine speed display	●
Working hours meter	●
Engine oil pressure, engine overheating alarm	●
Charging instructions	●
Engine warm-up indication	●
2 LED Front-cab light	●
2 LED Back-cab light	○
Work mechanism headlight LED 1	●
Rotating warning light	●

Counterweight

0.1t counterweight	●
--------------------	---

Lubrication system

Centralized lubrication system of slewing motor, slewing support	●
--	---

Safety

Driving door lock and each cabin lock	●
Alarm horn	●
Wiper motor protective box	●
Walking parking brake	●
Swing parking brake	●
Battery disconnect switch	●
Dozer blade holding valve	○
Boom pipeline explosion-proof valve	○
Arm pipe explosion-proof valve	○
Hydraulic safety lock lever	●
Left and right rearview mirrors	●
Cab with TOPS/ROPS function	●
Cab with TOPS/OPG/ROPS function	○

Standard: ●
Optional: ○

- Some of this standard or optional equipment may not be available for certain markets.
- Pictures may include attachments and optional equipment that are not available in your area.
- Materials and specifications are subject to change without advance notice.
- Please contact your local XCMG dealer for more information on availability or to customize your machine to suit your application requirements.

Optimum Services, XCMG Guaranteed



XCMG-approved attachments



Genuine parts



Extension of warranty



Financial solutions



Maintenance contract



Telematics

Professional Integrated Complete Solutions

The XCMG group has built a strong reputation based on the quality, reliability, and durability of its construction machinery. What's more, XCMG has gradually established a service network to constantly provide its local integrated and highly efficient complete solutions for all customers.

Full Range of Services Ready for you

In order to respond to your needs as fast as possible, XCMG experts are on their way to your job site from one of our facilities near you. A full range of services is available in order to reduce your total cost of ownership and increase your revenue.



XCMG Global Spare parts System



Mobile cranes



Excavators



Aerial work platforms



Wheel loaders



Road machinery

